

eWorks

Learn Connect Grow Online



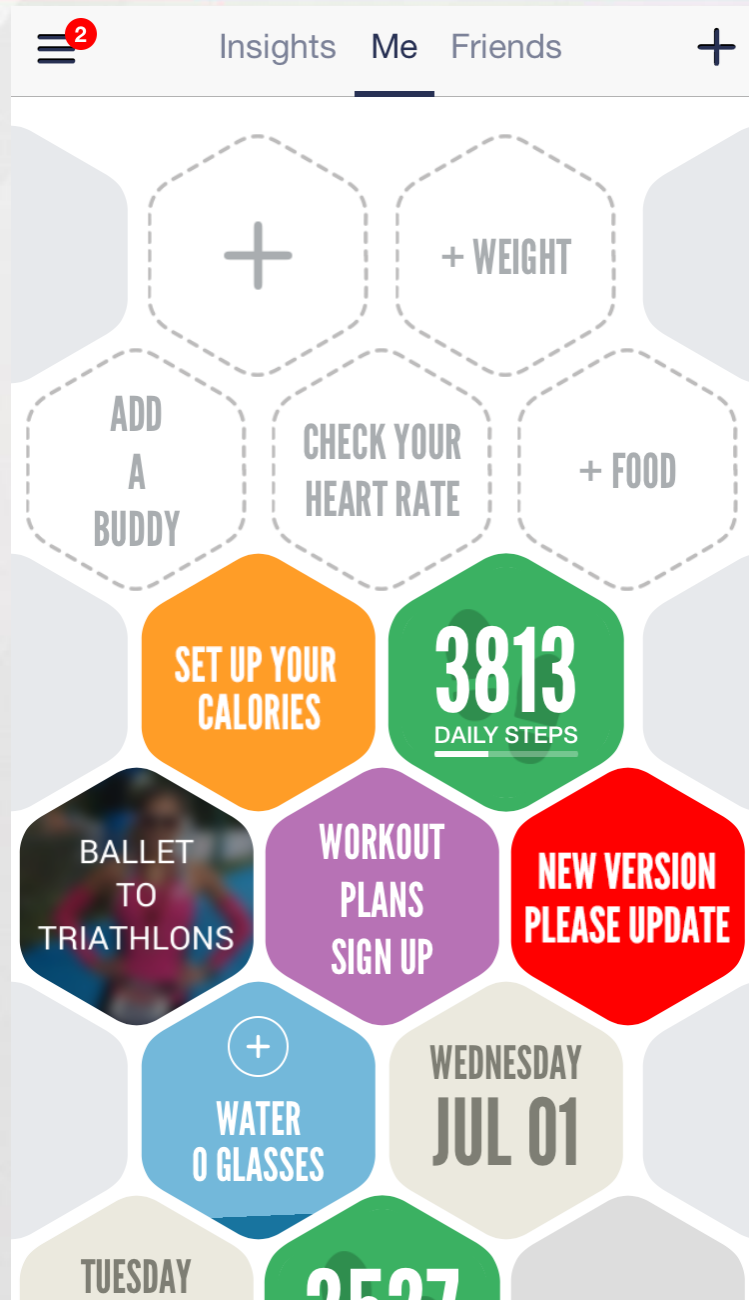
Who gives a Moodle about
learner engagement?
Auditors!

Joanne Norbury

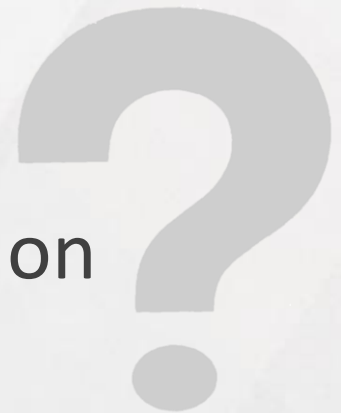
eLearning Content Services Manager

Who counts their **steps**

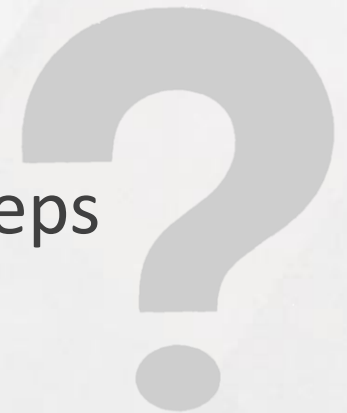




Have you ever forgotten to turn “it” on



Can you **prove** you walked that many steps




Once upon a **time**.....

“

....in a pen and paper land far, far away, no-one had heard of Moodle and teaching meant face-to-face in a classroom.

”



Smarty-pants Moodle can track everything too, but if the data isn't there our poor friend Moodle has nothing to capture!

Engagement metrics

Quality indicator: Defining and capturing the level of learner engagement across your Training Programs at any point in time

Compliance: Evidence of Participation per unit of competency/module must be provided

Activities **demonstrating** engagement

- The Course and Activity Completion tools
- Activity completion settings
- ✓ Tick the boxes of the activities you wish to count towards completion of the course. You can decide whether ALL of the activities must be completed or ANY one of them

Site wide settings

You are logged in as eWorks A

Navigation

Administration

ADMINISTRATION

- My profile settings
- Site administration
 - Notifications
 - Registration
 - Advanced features
 - Users
 - Courses
 - Manage courses and categories
 - Add a category
 - Course default settings**
 - Course request
 - Backups
 - Upload courses
 - Grades
 - Badges
 - Location
 - Language
 - Plugins
 - Security
 - Appearance
 - Front page
 - Server
 - Networking
 - Reports
 - Development
 - Assignment upgrade helper
 - Question engine upgrade helper
 - LTI Provider

Force language
moodlecourse | lang

Do not force Default: Do not force

News items to show
moodlecourse | newsitems

0 Default: 5

Number of recent items from the news forum appearing in the latest news block on the course page. If set to zero, the latest news block will not be d

Show gradebook to students
moodlecourse | showgrades

Yes Default: Yes

Enable the display of the gradebook. It does not prevent grades from being displayed within the individual activities.

Show activity reports
moodlecourse | showreports

No Default: No

Files and uploads

Maximum upload size
moodlecourse | maxbytes

20MB Default: Site upload limit (1GB)

Define the largest size of file that can be uploaded in this course, limited by the site-wide setting.

Completion tracking

Completion tracking
moodlecourse | enablecompletion

Yes Default: No

If enabled, activity completion conditions may be set in the activity settings and/or course completion conditions may be set.

Groups

Group mode
moodlecourse | groupmode

No groups Default: No groups

Force
moodlecourse | groupmodeforce

No Default: No

Force the course group mode to every activity in the course.

Course settings

Navigation
Yo

ADMINISTRATION

- Course administration
 - Turn editing on
 - Edit settings**
 - Users
 - Filters
 - Reports
 - Grades
 - Outcomes
 - Badges
 - Backup
 - Restore
 - Import
 - Publish
 - Reset
 - Question bank
 - Repositories
 - Legacy course files
 - LTI Provider
- Switch role to...
- My profile settings
- Site administration

Course summary files ?

Path: p » img

You can drag a

Course format

Appearance

Files and uploads

Completion tracking

Enable completion tracking ?

Enable completion tracking x

If enabled, activity completion conditions may be set in the activity settings and/or course completion conditions may be set.

Groups

Role renaming ?

There are required fields in this form marked *.

Activity completion report

You are logged in as eWorks Admin (Log out)



ADMINISTRATION

- Course administration
 - Turn editing on
 - Edit settings
 - Course completion
 - Users
 - Unenrol me from smartscorm
 - Filters
 - Reports
 - Logs
 - Live logs
 - Activity report
 - Course participation
 - Activity completion**
 - Statistics
 - Grades
 - Outcomes
 - Badges
 - Backup
 - Restore
 - Import
 - Publish
 - Reset
 - Question bank
 - Repositories
 - Legacy course files
 - LTI Provider
 - Switch role to...
 - My profile settings
 - Site administration

Courses > smartscorm > Reports > Activity completion

Foundation SMART

First name: **All** A B C D E F G H I J K L M N O P Q R S T U V W X Y Z
 Surname: **All** A B C D E F G H I J K L M N O P Q R S T U V W X Y Z

First name / Surname	Email address	Module 1: Introduction to ...	Module 2: The Developing Brain	Module 3: Trauma and the ...	Module 4: Trauma and Memory	Module 5: Trauma and Emotion	Module 6: Trauma and ...	Module 7: Trauma and ...	Module 8: Transforming ...	Module 9: Integrating SMART ...	Module 10: The Adolescent ...	Module 11: Summary and ...
eWorks Admin	helpdesk@eworks.edu.au	<input checked="" type="checkbox"/>	<input type="checkbox"/>	<input type="checkbox"/>	<input type="checkbox"/>	<input type="checkbox"/>	<input type="checkbox"/>	<input type="checkbox"/>	<input type="checkbox"/>	<input type="checkbox"/>	<input type="checkbox"/>	<input type="checkbox"/>
Demo Cengage1	cengage1@tvc.com	<input checked="" type="checkbox"/>	<input type="checkbox"/>	<input type="checkbox"/>	<input type="checkbox"/>	<input type="checkbox"/>	<input type="checkbox"/>	<input type="checkbox"/>	<input type="checkbox"/>	<input type="checkbox"/>	<input type="checkbox"/>	<input type="checkbox"/>
Demo Cengage2	cengage2@tvc.com	<input type="checkbox"/>	<input type="checkbox"/>	<input type="checkbox"/>	<input type="checkbox"/>	<input type="checkbox"/>	<input type="checkbox"/>	<input type="checkbox"/>	<input type="checkbox"/>	<input type="checkbox"/>	<input type="checkbox"/>	<input type="checkbox"/>
Demo Cengage3	cengage3@tvc.com	<input type="checkbox"/>	<input type="checkbox"/>	<input type="checkbox"/>	<input type="checkbox"/>	<input type="checkbox"/>	<input type="checkbox"/>	<input type="checkbox"/>	<input type="checkbox"/>	<input type="checkbox"/>	<input type="checkbox"/>	<input type="checkbox"/>
eWorks Presenter	xx@gmail.com	<input type="checkbox"/>	<input type="checkbox"/>	<input type="checkbox"/>	<input type="checkbox"/>	<input type="checkbox"/>	<input type="checkbox"/>	<input type="checkbox"/>	<input type="checkbox"/>	<input type="checkbox"/>	<input type="checkbox"/>	<input type="checkbox"/>

First name: **All** A B C D E F G H I J K L M N O P Q R S T U V W X Y Z
 Surname: **All** A B C D E F G H I J K L M N O P Q R S T U V W X Y Z

Download in spreadsheet format (UTF-8 .csv)
 Download in Excel-compatible format (.csv)

[Moodle Docs for this page](#)
 You are logged in as eWorks Admin (Log out)
 smartscorm

Moodle Activities



VET Commons™

VET Commons - Ready Made Content

Home ► VET Commons Content and Video

Turn editing off

Add a block

Add... ▼

WELCOME TO VET Commons



+ Add an activity or resource

Truck Safety: Pre-Operational Checks



+ This training video snippet shows a suggested process to conduct pre-operational checks on a truck. Edit ▼

Watch the Video

 Edit ▼

+ Truck Safety: Pre-Operational Checks ↗ Edit ▼

Do the quiz to show your understanding

 Edit ▼

+ Pre Operational Checks - General ↗ Edit ▼

+ Add an activity or resource

Australian International Business: Case Study



+ This is an exciting, practical and information-packed insight into Australian business at the international level. Edit ▼

+ News forum ↗ Edit ▼

Watch the Video

 Edit ▼

Add a glossary term

 Edit ▼

Please include a picture, link and description.

Consider: Globalisation, Exports, Imports, Balance of Payment, Exchange rate

Adding content – VET Commons

The screenshot displays the VET Commons interface. At the top, there are navigation tabs: LEARNING MANAGEMENT, READY-MADE CONTENT, CUSTOM CONTENT, CONSULTANCY, and TRAINING. The main content area is titled 'Ready Made Content' and includes a 'Turn editing off' button. A modal dialog box titled 'Add an activity or resource' is open, showing a list of content types on the left and a preview of the selected content on the right. The 'Ready-made Content' option is highlighted with a red circle. The preview shows logos for VET Commons, VOCATIONAL & PROFESSIONAL GROUP CENGAGE Learning, TRAINING SNIPPETS, LION GLOBAL HR, and ASIC, along with the text 'Enhance Your Future Professional Training Consultants' and 'NATIONAL VET CONTENT including TOOLBOXES'. The dialog box has 'Add' and 'Cancel' buttons at the bottom.

VET Commons
Home ► VET Commons Content and Video

Add a block
Add...

Add an activity or resource

- OU blog
- OU wiki
- Quiz
- SCORM package
- Survey
- Wiki
- Workshop

RESOURCES

- Book
- File
- Folder
- IMS content package
- Label
- Lightbox Gallery
- Ready-made Content**
- RecordingsBN
- URL

VET Commons
Access ready-made content from your favourite publishers.

VOCATIONAL & PROFESSIONAL GROUP CENGAGE Learning

TRAINING SNIPPETS

Enhance Your Future
Professional Training Consultants

LION GLOBAL HR

ASIC
Australian Securities & Investments Commission

NATIONAL VET CONTENT
including TOOLBOXES

eWorks

Turn editing off

+ Add an activity or resource

ional checks on a truck. Edit

Edit

Edit

Edit

Edit

+ Add an activity or resource

business at the international level. Edit

Edit

Edit

Edit

Consider: Globalisation, Exports, Imports, Balance of Payment, Exchange rate

International Business Terms

Adding content – VET Commons

You are logged in as eWorks Admin (Log out)



VETCommons™

VET Commons - Ready Made Content

Home ▶ Courses ▶ VET Commons Content and Video

Add a block

Add...



VETCommons

Search

Advanced Search



Truck Safety: Pre-Operational Checks

This training video snippet shows a suggested process to conduct pre-operational checks on a truck.

Publisher: Training Snippets

Resource Type: Video



Forklift: Pre-Operational Checks (Gas) - Combined

This training video snippet shows a licensed forklift operator conducting pre-operational checks on a gas-operated forklift. MTM - Meat Industry, Australian TDT - Transport and Distribution RII - Resources and Infrastructure Industry Training Package

Publisher: Training Snippets

Resource Type: Video



Forklift: Pre-Operational Checks (Electric) - Combined

This training video snippet shows a licensed forklift operator conducting pre-operational checks on an electric-operated forklift. MTM - Meat Industry, Australian TDT - Transport and Distribution RII - Resources and Infrastructure Industry Training Package

Publisher: Training Snippets

Resource Type: Video

Manage operational plan

This unit describes the performance outcomes, skills and knowledge required to develop and monitor implementation of the operational plan to provide efficient and effective workplace practices within the organisation's productivity and profitability plans.



Adding content – VET Commons

**VETCommons™**

VET Commons - Ready Made Content

[Home](#) ▶ [Courses](#) ▶ [VET Commons Content and Video](#)**Add a block**

Add... ▼

Adding new Ready Made Content

Truck Safety: Pre-Operational Checks

This training video snippet shows a suggested process to conduct pre-operational checks on a truck.

Publisher :

Training Snippets

Resource Type :

Video

Competency :

TLILIC2016B - Licence to drive a heavy rigid vehicle, TLILIC3017B - Licence to drive a heavy combination vehicle, TLILIC2015B - Licence to drive a medium rigid vehicle, TLILIC3018B - Licence to drive a multi combination vehicle

Training Package :

TLI - Transport and Logistics

Cost :

\$2.99 per learner

[Add course](#)[Cancel](#)

Video activity in Moodle

✚ Truck Safety: Pre-Operational Checks

Watch *Truck Safety: Pre-Operational Checks* [1.45 mins.]

Concept: Pre-operational checks help to ensure that the equipment is kept in safe working order by identifying damage and wear and tear which can help to prevent incidents, breakdowns and injury.

Description: This training video snippet shows a suggested process to conduct pre-operational checks on a truck.

Key outcome: Pre-operational checks should be conducted every day before using any plant or vehicle.



Consider:

If used on multiple shifts pre-operational checks should ideally be conducted prior to the start of each shift.



How can workplace culture impact on work health and safety?

What state institutions exist to protect workers from injury and illness at work?




✚  Truck Safety: Pre-Operational Checks 


✚ **Do the quiz to show your understanding**

✚  Pre Operational Checks - General 

Edit ▾

Edit ▾

Edit ▾ 

 Add an activity or resource

Activities around a video



VET Commons - Ready Made Content

Home > VET Commons Content and Video

Turn editing on

Learner engagement



Lets look at accessing content, adding it to Moodle and creating activities to "show" engagement

Select a chapter below to open a menu from which you can access the relevant activities for that chapter.

You can return to this main menu screen at any time using the navigation options at the top of the screen.

Truck Safety: Pre-Operational Checks

Watch *Truck Safety: Pre-Operational Checks* (1:45 mins)

Concept: Pre-operational checks help to ensure that the equipment is kept in safe working order by identifying damage and wear and tear which can help to prevent incidents, breakdowns and injury.

Description: This training video snippet shows a suggested process to conduct pre-operational checks on a truck.

Key outcome: Pre-operational checks should be conducted every day before using any plant or vehicle.

Consider:

- If used on multiple shifts pre-operational checks should ideally be conducted prior to the start of each shift.
- How can workplace culture impact on work health and safety?
- What state institutions exist to protect workers from injury and illness at work?



Truck Safety: Pre-Operational Checks

Do the quiz to show your understanding

Pre Operational Checks - General

Australian Business: Case Study

Moodle Activities

+ Australian Business: Case Study

Watch *Case Study* (4:24 mins.)

Concept: This is an exciting, practical and information-packed insight into Australian business at the National level.

Description: AIM cloud solution case

Key outcome: Updated technology to reflect the nature of education today.

Consider:

Consider what a partnership in infrastructure would look like.

What improvements could be made if the focus could be the outcomes and not troubleshooting?

What challenges an organisation faces with a blended cloud/in-house solution?



+ News forum [↗](#)

Edit -

+ Add a glossary term

Edit -

Please include a picture, link and description.

Consider: Technology partner, Cloud services, in-house services, quality, reliability

+ International Business Terms [↗](#)

Edit -

+ Discuss how adopting cloud services could support your organisation

Edit -

After you have watched the video discuss ways how adopting cloud services could support your organisation: A forum has been set up please post at least one idea and comment on another.

+ Discuss by posting and commenting [↗](#)

Edit -

+ Do the quiz to show your understanding

Edit -

+ Recall Questions [↗](#)

Edit -

Activity completion settings

Activity or resource	Completion conditions available
Page, Book, URL, Wiki, Folder, Lightbox Gallery	Student must view activity to complete it
Choice	Student must view activity to complete it Show as complete when student makes a choice
Feedback	Student must view activity to complete it View as completed if the feedback is submitted
Forum	Student must view activity to complete it Student must receive a grade to complete this activity Student must post discussions or replies (set required number) Student must create discussions (set required number) Student must post replies (set required number)
Quiz	Student must view activity to complete it Student must receive a grade to complete this activity NB: The actual pass grade for the quiz needs to be set via the gradebook

SAMR Model - **transforming activities**

S - Substitution

Tech acts as a direct tool substitute, with no functional Change

A - Augmentation

Tech acts as a direct tool substitute, with functional improvement

M - Modification

Tech allows for significant task redesign

R - Redefinition

Tech allows for the creation of new tasks, previously inconceivable

SAMR Model - **example**

Original Assignment: A hand written paper.

Substitution: A Word Processor replaces a Pen/Pencil in a Writing Assignment.

Augmentation: A Word Processor and text-to-speech function are used to improve the writing process.

Modification: The document created using the Word Processor and text-to-speech function is shared on a blog where feedback can be received and incorporated to help improve the quality of writing.














Redefinition: Instead of a written assignment, students convey analytic thought using multimedia tools.

Taken from: <http://www.educatorstechnology.com/2013/08/samr-model-explained-through-examples.html>.


Showing learner engagement using - Progress Bar


OVERVIEW OF STUDENTS



 Role


First name / Surname	Last online	Progress Bar	Progress
 Demo 101	Wednesday, 26 November 2014, 10:56 AM	  Module 1: Introduction to SMART SCORM attempted ✓	90%
 Demo 102	Friday, 5 September 2014, 5:00 PM		9%
 Demo 103	Tuesday, 18 November 2014, 5:05 PM		27%
 Demo 104	Never		0%
 Demo 105	Thursday, 15 May 2014, 12:53 PM		0%
 Demo 106	Never		0%

Showing learner engagement using - Progress Bar


 **Forum: 1234**


Monitored 



Expected by  


Action 

▼ Section: Sample Content

 **Quiz: test quiz**

Monitored 

Expected by  

Action 

▼ Section: Short presentation

Options for defining engagement are determined by the type of activity

Conclusion

To prove engagement collect the data

Use multiple Moodle activities to engage

Start to transform your activities



More Questions later?
#askjnorbs